

NYM	2022	MAIN SUMMARY OF ACCOUNTS
------------	-------------	---------------------------------

Annual Overview

FUNDS IN

CASH IN: Annual Total MWK	MWK 2,752,023.53
INCOME: Annual Total MWK	MWK 2,752,023.53
CASH IN : Annual Total GBP	£2,752.02
INCOME : Annual Total GBP	£2,752.02

FUNDS OUT

CASH OUT: Annual Total MWK	MWK 2,418,245.00
EXPENDITURE: Annual Total MWK	MWK 2,418,245.00
CASH OUT : Annual Total GBP	£2,418.25
EXPENDITURE : Annual Total GBP	£2,418.25

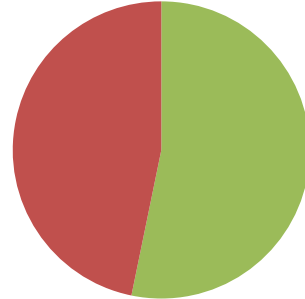
LOANS & REPAYMENTS

CREDITS: End of Year MWK	MWK 0.00
DEBTS: End of Year MWK	MWK 0.00
CREDITS : End of Year GBP	£0.00
DEBTS : End of Year GBP	£0.00

BALANCES

BALANCE: end of last year MWK	MWK 134,218.77
BALANCE: this year end MWK only	MWK 393,227.90
BALANCE: this year end USD only	MWK 769.41
BALANCE: TOTAL MWK	MWK 393,997.31
BALANCE : TOTAL GBP	£394.00

Income VS Expenditure

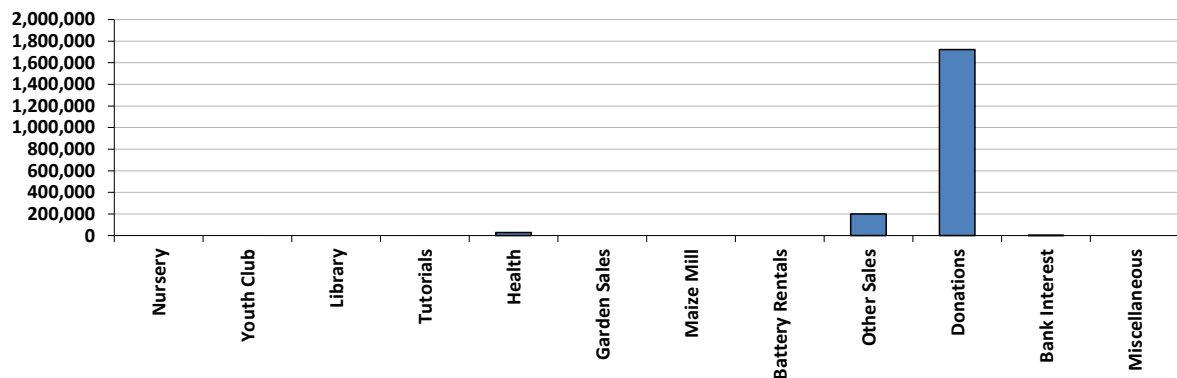


\$1.06 in USD

£1 ≈ MWK 1,000
£1 ≈ \$1.40


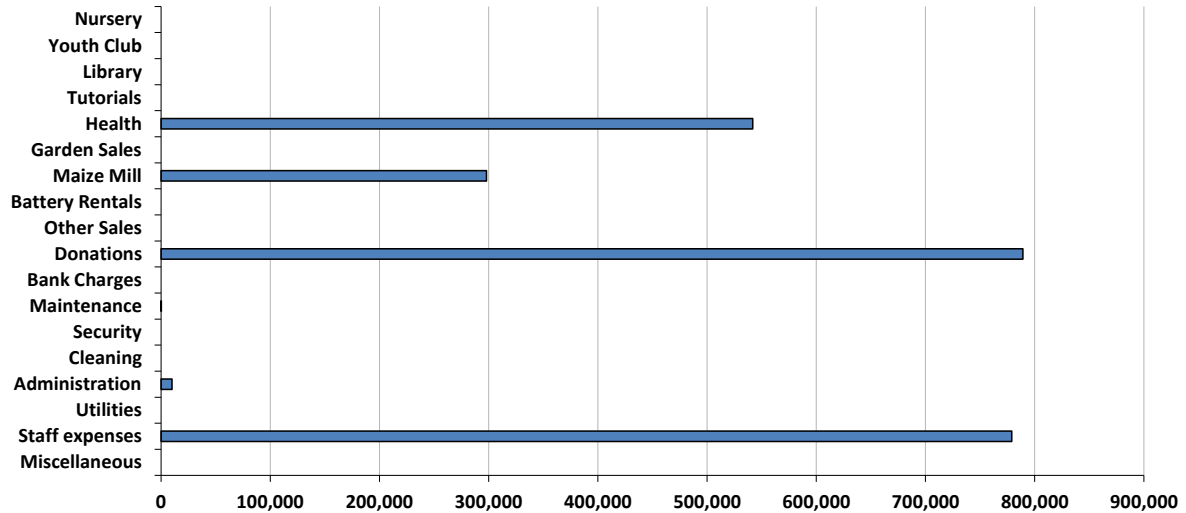
Distribution of Annual Income

Income Breakdown (MWK)				
Community Projects	Nursery	0	Total: 28,000	ANNUAL TOTAL INCOME: 1,952,024
	Youth Club	0		
	Library	0		
	Tutorials	0		
	Health	28,000		
Income Generating Activities	Garden Sales	0	Total: 200,000	
	Maize Mill	0		
	Battery Rentals	0		
	Other Sales	200,000		
Extra	Donations	1,721,800	Total: 1,724,024	
	Bank Interest	2,224		
	Miscellaneous	0		
Extra Cash In	Loans	0	Total: 0	
	Repayments	0		



Distribution of Annual Expenditure

Expenditure Breakdown (MWK)				
Community Projects	Nursery	0	Total: 541,800	ANNUAL TOTAL EXPENDITURE: 2,418,245
	Youth Club	0		
	Library	0		
	Tutorials	0		
	Health	541,800		
Income Generating Activities	Garden Sales	0	Total: 298,000	ANNUAL TOTAL CASH OUT: 2,418,245
	Maize Mill	298,000		
	Battery Rentals	0		
	Other Sales	0		
Extra	Donations	789,200	Total: 1,578,445	
	Bank Charges	0		
	Maintenance	245		
	Security	0		
	Cleaning	0		
	Administration	10,000		
	Utilities	0		
	Staff expenses	779,000		
	Miscellaneous	0		
Extra Cash Out	Loans	0	Total: 0	
	Repayments	0		



NYM 2022 MAIN CASH FLOW				
DATE	MONEY IN	MONEY OUT	DESCRIPTION	BALANCE
01/01/2022			<i>balance from previous year</i>	18,245.00
01/01/2022	0.00	0.00	NYM FULLY CLOSED - COVID & LACK OF FUNDING	18,245.00
05/03/2022	355,000.00		Grant from Phunzira (£359.80)	373,245.00
05/03/2022		298,000.00	Maize mill maintenance + repair + labour	75,245.00
05/03/2022		57,000.00	Donation to night watchmen (fire)	18,245.00
24/03/2022	541,800.00	0.00	Donation Hartmut & Anneke (€626.60 - Mayer WU)	560,045.00
24/03/2022	0.00	541,800.00	Medical supplies Ruarwe & Khondowe local clinics	18,245.00
30/03/2022	360,000.00	0.00	Donation from Phunzira (£371.20)	378,245.00
30/03/2022	0.00	10,000.00	Handling fee Bless (send money securely to Ruarwe)	368,245.00
30/03/2022	0.00	350,000.00	Salary contribution Dec - May	18,245.00
15/05/2022	394,000.00	0.00	Donation from Phunzira (£433.34)	412,245.00
15/05/2022	0.00	394,000.00	Salary Final Contribution Dec - May	18,245.00
20/09/2022	71,000.00	0.00	Donation from Rosa	89,245.00
20/09/2022	0.00	36,000.00	research trip - boat business	53,245.00
15/10/2022	200,000.00	0.00	Donation from Philippa	253,245.00
15/10/2022	0.00	200,000.00	Staff support - night watchman & bursar	53,245.00
13/11/2022	0.00	35,000.00	Escom units for electricity	18,245.00
24/11/2022	800,000.00	0.00	grant from Phunzira (£704.14)	818,245.00
24/11/2022	0.00	496,200.00	emergency medicines: cholera etc.	322,045.00
01/12/2022	28,000.00	0.00	from safe	350,045.00
01/12/2022	0.00	46,000.00	repairs to storage roof	304,045.00
01/12/2022	0.00	245.00	phone units for data communication with Phunzira	303,800.00
	2,749,800.00	2,464,245.00	Closing balance:	303,800.00
	total cash in	total cash out		

including money moved between accounts

NYM 2022 SAFE				
DATE	MONEY IN	MONEY OUT	DESCRIPTION	BALANCE
01/01/22	0.00		balance from previous year	28,000.00
01/12/22		28,000.00	to main accounts	0.00
				0.00
	0	28,000	Closing balance:	0.00
	total cash in	total cash out		
including money moved between accounts				

NYM 2022 NBS GOLD SAVERS ACCOUNT (14300128)				
DATE	MONEY IN	MONEY OUT	DESCRIPTION	BALANCE
01/01/22			balance from previous year	87,204.37
31/01/22	177.75		credit interest	87,382.12
28/02/22	160.88		credit interest	87,543.00
31/03/22	178.44		credit interest	87,721.44
30/04/22	173.04		credit interest	87,894.48
31/05/22	179.16		credit interest	88,073.64
30/06/22	173.74		credit interest	88,247.38
30/07/22	179.88		credit interest	88,427.26
31/08/22	180.25		credit interest	88,607.51
30/09/22	174.78		credit interest	88,782.29
31/10/22	180.97		credit interest	88,963.26
30/11/22	175.49		credit interest	89,138.75
31/12/22	289.15		credit interest	89,427.90
				89,427.90
	2,224	0	Closing balance:	89,427.90
	total cash in	total cash out		

including money moved between accounts